

SUPERstor MARINE WATER HEATERS

High efficiency marine water heaters engineered to provide superior performance, efficiency, and longer service life. SuperStor marine water heaters come with a standard 5 year warranty! 6, 12 & 20 U.S. gallon models are available.

SuperStor marine water heaters are Coast Guard approved (U.L. #MQ1013), NFPA #302, Hud 280-707 and U.S.C.G. spark protection requirements Title 33 CFR Part 183.

Stainless Steel Tank

316L stainless steel, providing superior corrosion resistance to fresh/salt water conditions.

Super Efficiency Heat Exchanger to Run Off of Engine Loop

High efficiency extended surface heat exchanger provides an abundant supply of hot water when you are away from shore (without the need of any electricity).

Insulation

We use an environmentally safe water-blown foam insulation that reduces heat loss to levels of less than 1/2°F per hour.



Super Electric Element

Our super element is constructed of tough stainless steel for longer life protection; and a brass base to resist salt corrosion, compared to standard electric elements with a galvanized steel base.

A 1500 watt electrical heating element is standard for use with dock-side power. Standard plumbing size fittings are welded to the tank to provide high integrity joints, and to simplify unit installation. All working components are located to facilitate access in restricted space, for durability; performance; and economy.

Outer Jacket

An outer shell of polyethylene provides that extra level of protection against fresh/salt water corrosion and rusting.

Specifications & Performance Ratings

| Model | "A" | "B" | "C" | "D" | "E" | "F" | Inlet/ Outlet | Max Work. Pressure | Test Pressure | Tank Weight | Heat Exch. Area | Capacity | Recovery Rate* |
|--------|---------|---------|---------|--------|--------|---------|------------------|-----------------------|------------------|----------------|-----------------------|----------|-------------------|
| SS-6M | 14-1/4" | 16-1/2" | 9-1/4" | 3-1/2" | 4-1/2" | 9-1/4" | 1/2" NPT | 125 PSI | 300 PSI | 19 lbs. | 2.5 sq. ft. | 6 gal. | 22 gal/hr |
| SS-12M | 16-1/4" | 19" | 12-1/4" | 2" | 3-1/2" | 12-1/4" | 1/2" NPT | 125 PSI | 300 PSI | 26 lbs. | 2.5 sq. ft. | 12 gal. | 30 gal/hr |
| SS-20M | 19-1/4" | 27" | 22" | 4-3/4" | 4-3/4" | 22" | 3/4" NPT | 125 PSI | 300 PSI | 41 lbs. | 2.5 sq. ft. | 20 gal. | 39 gal/hr |
| EV-6M | 14-1/4" | 16-1/2" | 9-1/4" | N/A | 4-1/2" | 9-1/4" | 1/2" NPT | 125 PSI | 300 PSI | 19 lbs. | N/A | 6 gal. | 22 gal/hr |
| EV-12M | 16-1/4" | 19" | 12-1/4" | N/A | 3-1/2" | 12-1/4" | 1/2" NPT | 125 PSI | 300 PSI | 26 lbs. | N/A | 12 gal. | 30 gal/hr |
| EV-20M | 19-1/4" | 27" | 22" | N/A | 4-3/4" | 22" | 3/4" NPT | 125 PSI | 300 PSI | 41 lbs. | N/A | 20 gal. | 39 gal/hr |

*Delivery of 155°F with constant supply of 160°F

Performance Data

HEAT UP CYCLE WITH ELECTRICAL ELEMENT

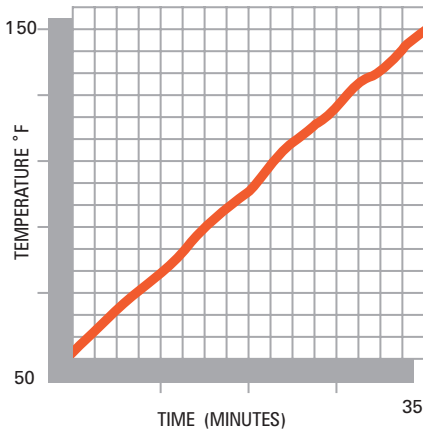


FIGURE 1

HEAT UP CYCLE WITH HEAT EXCHANGER AND ENGINE COOLANT

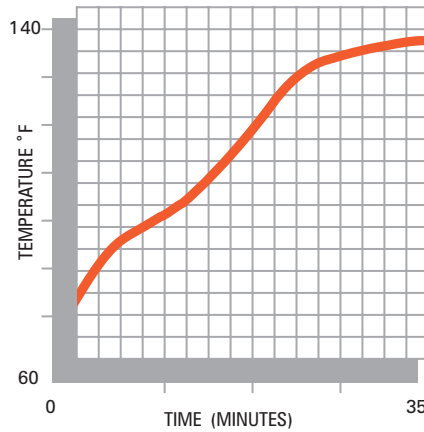


FIGURE 2

HEAT LOSS CYCLE

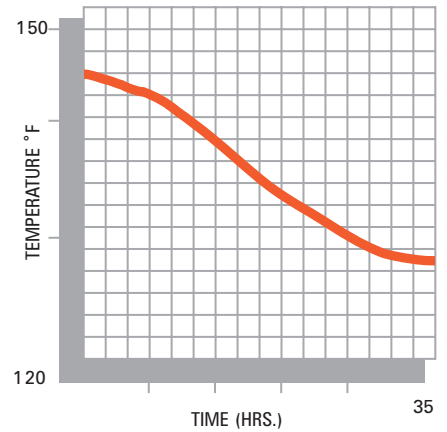


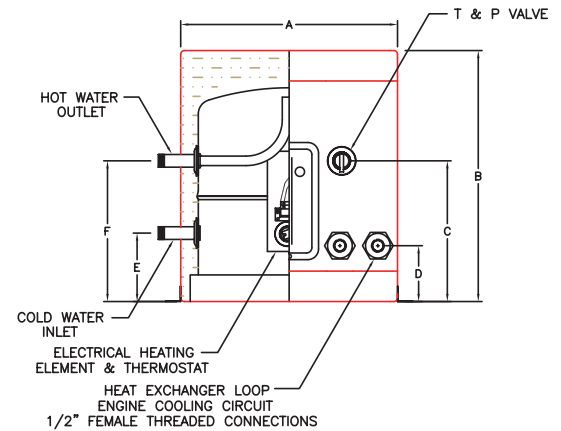
FIGURE 3

Heat Up Cycle with Electrical Element

The Super Stor marine water heater is equipped with an immersion type electrical element. This high quality 1500 watt, 110/120 volt AC device is factory installed and sealed to prevent leaking. Each element is constructed of tough stainless steel, which is designed to withstand accidental operation in an empty tank. A factory calibrated thermostat is Coast Guard approved (U.L. file #MQ1013) for spark ignition protection.

Heat Up Cycle with Heat Exchanger and Engine Coolant

Water heat-up is very effective with the factory installed finned tube heat exchanger with extra heat surface. The unique design of the unit and its finned tube heat exchanger promote rapid heat transfer from the engine coolant water to the tank water. The finned tube heat exchanger has a 1/2" threaded connection to the tank and the tank is pressure tested to assure a leak proof system. The location of the heat exchanger within the tank is critical to the performance and recovery rate of the product. To optimize the heat exchanger design, it is installed at the base of the tank (heat rises); instead of mid-height as some competitive brands do. This provides a full six U.S gallons of hot water. Also, the cold water inlet is at the same level as the heat exchanger, to provide a "scrubbing" action to maintain a clean surface for optimum output. Extensive testing shows that a 2 1/4°F per minute rise with constant 160° F input to the heat exchanger is typical. Also, the average water temperature in the tank is higher than competitive brands because of the location of the heat exchanger (which also means longer showers!) (See Figure 2)



Heat Loss Cycle

The **environmentally safe** water-blown foam insulation offers resistance to heat loss. In a 35 hour test period, a total of 17°F was lost (average .4°F per hour). More importantly, is the first hour where less than 1/2°F was lost. Comparative results from other brands averaged nearly 7°F per hour losses and up to 12°F for the first hour. (See Figure 3)

NOTE: HEAT TRANSFER PRODUCTS, INC., RESERVES THE RIGHT TO MAKE PRODUCT CHANGES OR IMPROVEMENTS AT ANY TIME, WITH OR WITHOUT NOTICE.

HEAT TRANSFER PRODUCTS, INC.

120 Braley Road • P.O. Box 429 • East Freetown • MA 02717 • (508) 763-8071 • 1-800-323-9651 (Outside MA) • Fax (508) 763-3769