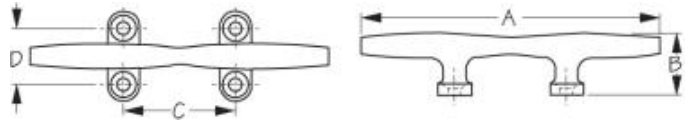









Home > Deck Hardware > Cleat > **Four Hole**

 Print



HEAVY DUTY OPEN BASE CLEAT

Investment Cast 316 Stainless Steel

Bulk	Display	A	B	C	D	Fastener	Weight	Std. Pack	Add to List
041708	n/a	8"	2"	3-5/16"	1-3/4"	1/4" FH	1.50	5 ea	
041710	n/a	10"	2-3/8"	3-3/4"	1-7/8"	5/16" FH	2.14	5 ea	
041712	n/a	12"	2-13/16"	4-13/16"	2-1/2"	5/16" FH	4.11	4 ea	
041715	n/a	15"	3-3/4"	4-7/8"	2-9/16"	1/2" FH	5.70	4 ea	
041718	n/a	18"	3-13/16"	6"	2-11/16"	1/2" FH	7.71	2 ea	

These large Heavy Duty Open Base Cleats are designed to handle multiple dock lines and distribute heavy loads more easily. They provide easy line tie-off in a traditional style cleat. Constructed of corrosion resistant investment cast 316 stainless steel. Installs with four FH thru-bolts (not included).